






Becher Bay Lot 1

-  Lot 1 Corner Pins
-  Potential Home Sites
-  Potential Driveway Locations
-  Logging Road
-  Well Yield: 1.5 gpm