







Becher Bay Lot 2

	Lot 2 Corner Pins
	Potential Home Sites
	Potential Driveway Locations
	Logging Road
	Well Yields: =0.33 gpm
	=1.5gpm