








Becher Bay Lot 4

	Lot 4 Corner Pins
	Potential Home Sites
	Potential Driveway Locations
	Logging Road
	Wells
	Yield = 15 gpm
	Yield = 0.75 gpm